

FULL BODY VITRIFIED

# ***STEP & RISER***



# STEP TILES



SELF EMBOSSED  
TREAD LINES



ANTI SKID  
SURFACE



BULL NOSE  
FINISH



THICKNESS  
11MM (STEPS)



WATER  
ABSORPTION  
<0.05%



FULL BODY  
VITRIFIED STEPS



EASY  
LAYING

## SPECIFICATION

Highly durable, ideal for heavy traffic and commercial areas, Indoor & Outdoor.

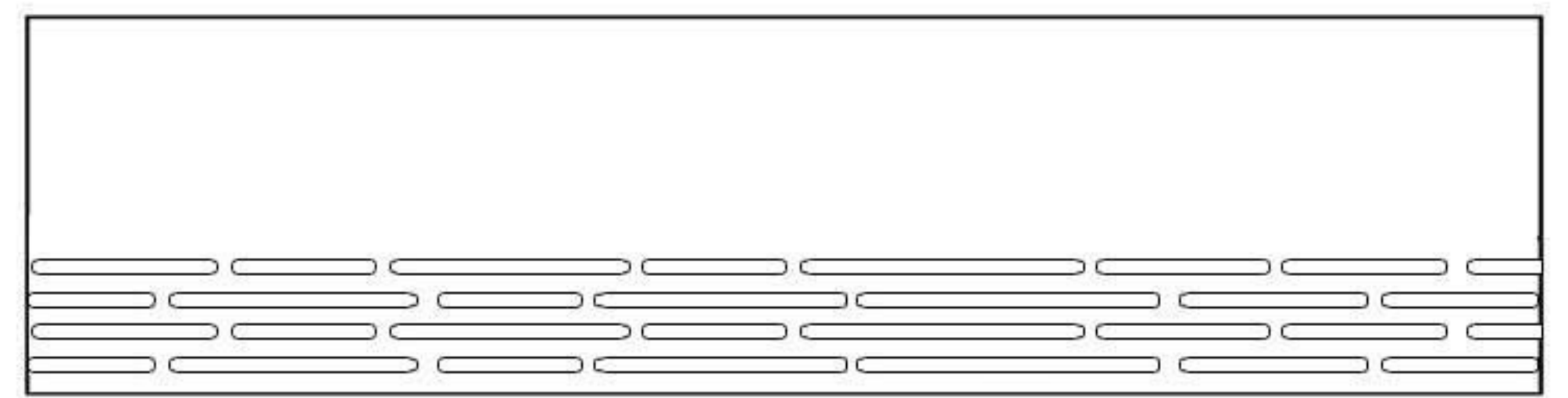
Embossed Tread Lines Provide extra grip for higher safety near step edge. Unique full bull nose edges

Provides higher strength and durability as desired in big size slabs. An assurance to replace natural stones in a confident way.

Highest abrasion resistance Ensures 10 times superior surface protection against wear and tear over natural stones.

Available in 8 beautiful Salt & Pepper shades. Suits the building theme, décor and desired contrast.

Sizes available




steps

300x1200mm



riser

200x1200mm




landing area tiles

600X1200mm

# STEP TILES

READY TO INSTALL VITRIFIED STEPS  
300x1200 MM STEP | 200x1200 MM RISER



ONE SURFACE. MANY POSSIBILITIES  
**POLISHED**  
VITRIFIED TILES

# STEP TILES

300x1200 MM STEP | 200x1200 MM RISER

## READY TO INSTALL STEPS AND RISERS

Stairs and staircases are not defined by their functionality alone. These practical units are also interesting from a design perspective as well-appointed stairs are today a defining feature in houses, rooms or hallways. Step Stone Vitrified Steps and riser comes with different colours and shades, suits to your interior and exterior spaces.

—> Step Stone Steps are available in 300x1200mm. These can be used in full size and in cut size as depending on the requirement. While the riser tiles are available in a convenient size of 200x1200mm. For stairs requiring higher width, cut - contrast shades can be used on either side to get the wider stairs.




—> Step



Contrast Extension for Wider Stairs

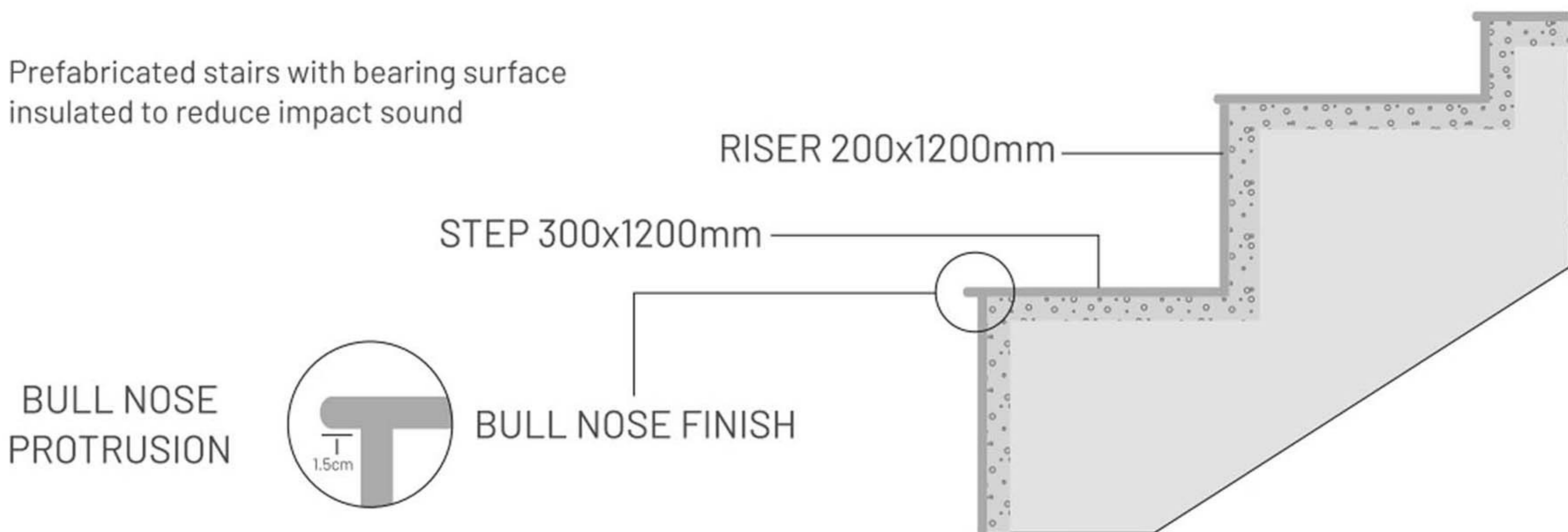



—> Riser



Contrast Extension for Wider Riser


Prefabricated stairs with bearing surface insulated to reduce impact sound





SUPER BLACK - S

300x1200 MM



SUPER BLACK - R

200x1200 MM




SUPER WHITE - S

300x1200 MM



SUPER WHITE - R

200x1200 MM



MAGIC ALMOND - S

300x1200 MM



MAGIC ALMOND - R

200x1200 MM






MAGIC GREY - S

300x1200 MM



MAGIC GREY - R

200x1200 MM



MAGIC NEGRO - S

300x1200 MM




MAGIC NEGRO - R

200x1200 MM



MAGIC GOLD - S

300x1200 MM



MAGIC GOLD - R

200x1200 MM



MAGIC LUX - S

300x1200 MM



MAGIC LUX - R

200x1200 MM

# STEP TILES

READY TO INSTALL VITRIFIED STEPS

## MATCHING LANDING AREA TILES WITH STEPS & RISER

300x1200 | 200x1200 | 600x1200 MM



SUPER BLACK - S

300x1200 MM



SUPER BLACK - R

200x1200 MM



LANDING AREA TILES

600x1200MM



SUPER WHITE - S

300x1200MM




SUPER WHITE - R

200x1200MM




LANDING AREA TILES

600x1200MM



MAGIC ALMOND - S

300x1200 MM



MAGIC ALMOND - R

200x1200 MM



LANDING AREA TILES

600x1200MM




MAGIC GREY - S

300x1200 MM



MAGIC GREY - R

200x1200 MM



LANDING AREA TILES


600x1200MM

# STEP TILES

READY TO INSTALL VITRIFIED STEPS


## MATCHING LANDING AREA TILES WITH STEPS & RISER

300x1200 | 200x1200 | 600x1200 MM




MAGIC NEGRO - S

300x1200 MM



MAGIC NEGRO - R

200x1200 MM



LANDING AREA TILES

600X1200MM




MAGIC GOLD - S

300x1200 MM



MAGIC GOLD - R

200x1200 MM



LANDING AREA TILES

600X1200MM




MAGIC LUX - S

300x1200 MM



MAGIC LUX - R

200x1200 MM



LANDING AREA TILES

600X1200MM

### APPLICATION AREAS



INDOOR



OUTDOOR



SWIMMING  
POOL



FIRE EXIT



UNIVERSITY



HOSPITAL



SHOPPING MALL